

Betriebsanleitung für Anlegeleitern

Betriebsanleitung für Anlegeleitern

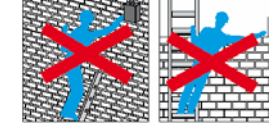
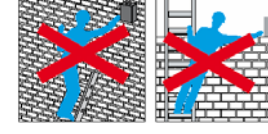



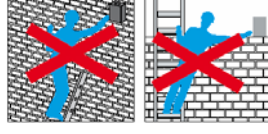
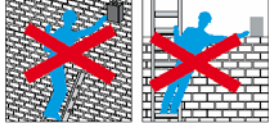
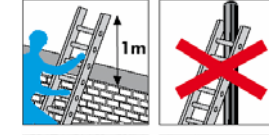
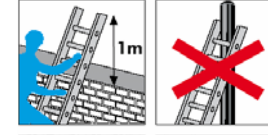
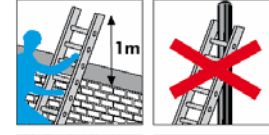
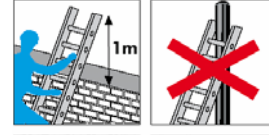
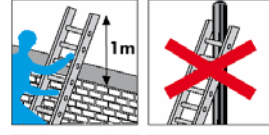
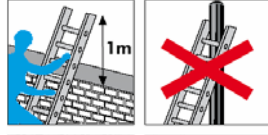
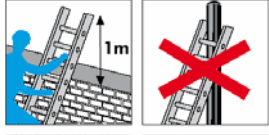
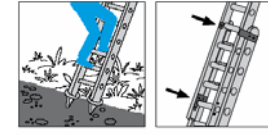
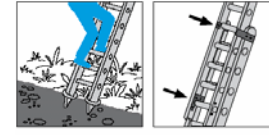
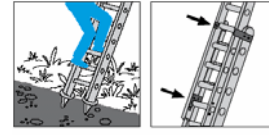
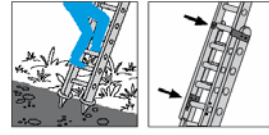
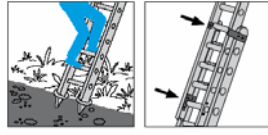
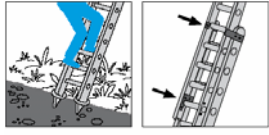
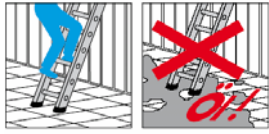
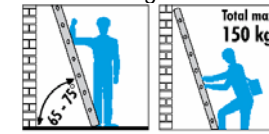

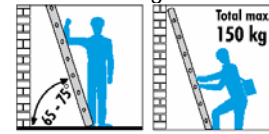
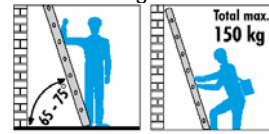
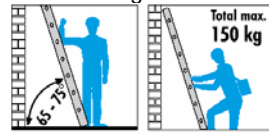
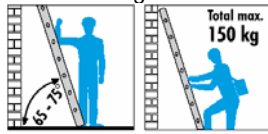
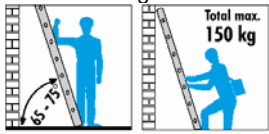
Betriebsanleitung für Anlegeleitern

Betriebsanleitung für Anlegeleitern

Betriebsanleitung für Anlegeleitern

Betriebsanleitung für Anlegeleitern

Betriebsanleitung für Anlegeleitern



Betriebsanleitung für Stehleitern

Betriebsanleitung für Stehleitern

Betriebsanleitung für Stehleitern

Betriebsanleitung für Stehleitern

Betriebsanleitung für Stehleitern

Betriebsanleitung für Stehleitern

Betriebsanleitung für Stehleitern

